



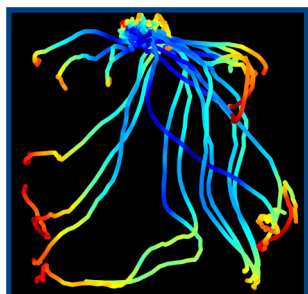
BioArt



FASEB announces its **3rd Annual *BioArt* Contest!**

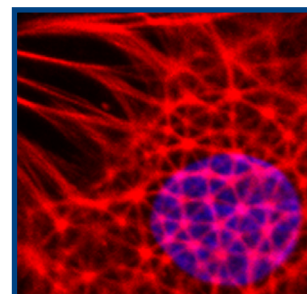
New 2014 Categories:

- Fluorescence or Electron Microscopy Images (5 winners)
- All Other Types of Images and Illustrations (5 winners)
- Videos (2 winners)




Data visualization

Learn more and Enter
at www.faseb.org/bioart
by **August 30, 2014**



Fluorescence Microscopy



Last year's winning images are on display at the National Institutes of Health's Visitor Center. Winning images and videos have been featured on the NIH Director's blog and been included in other exhibits and events!

*Light microscopy,
polarized lens*



FASEB

Federation of American Societies
for Experimental Biology

*MRI, Diffusion
Tensor Imaging*

